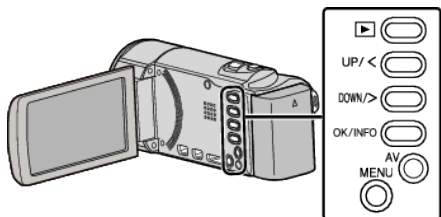


Moving Selected Files (GZ-HM50)

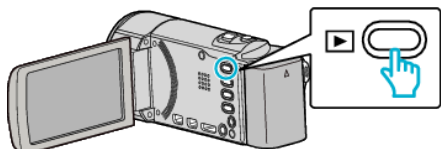
Moves selected videos to an SD card.
Files that are moved will be deleted from the original media.
Files with a protect mark will not be deleted from the original media.

Memo :

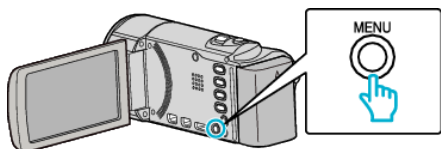
To select/move cursor towards up/left or down/right, press the button UP/< or DOWN/>.




1 Select the playback mode.



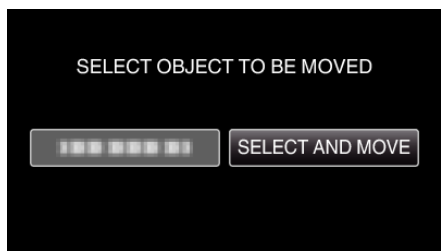
2 Press MENU.



3 Select "MOVE" and press OK.



4 Select "SELECT AND MOVE" and press OK.

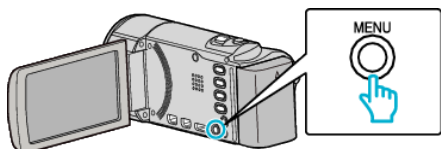


5 Select the desired file and press OK.



- A check mark appears on the selected file.
To remove the check mark, press OK again.

6 Press MENU.



7 Select "EXECUTE" and press OK.



- Moving of files starts.

8 Press OK.

