
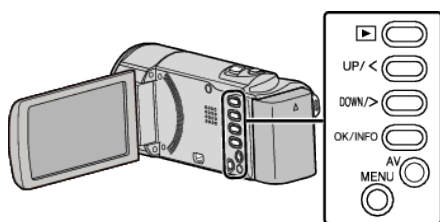


Adjusting Brightness

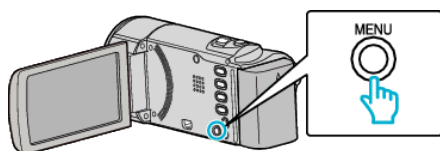
You can adjust the brightness to your preferred level.

Memo :

To select/move cursor towards up/left or down/right, press the button UP/< or DOWN/>.



- 1 Press MENU.



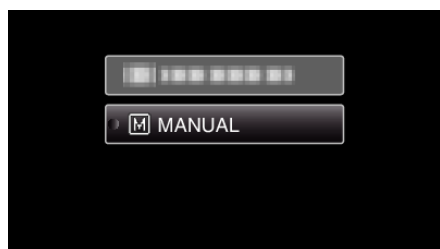
- 2 Select "MANUAL SETTING" and press OK.




- 3 Select "BRIGHTNESS ADJUST" and press OK.



- 4 Select "MANUAL" and press OK.



- 5 Select the brightness value with the UP/< and DOWN/> buttons.



- Compensation range during video recording: -6 to +6
 - Press UP/< to increase the brightness.
 - Press DOWN/> to decrease the brightness.
- 6 Press OK to confirm.