

MONITOR BRIGHTNESS

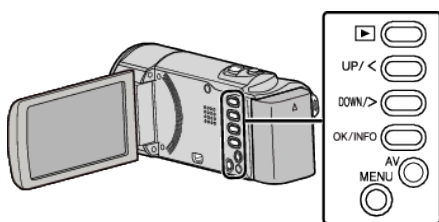
Sets the brightness of the LCD monitor.

Setting	Details
4	Brightens the backlight of the monitor regardless of the surrounding conditions.
3	Sets to the standard brightness.
2	Darkens the backlight of the monitor regardless of the surrounding conditions.
1	Sets to dim brightness. Helps to save battery life when selected.
AUTO	Sets the brightness automatically to "4" when using outdoors and to "3" when using indoors.

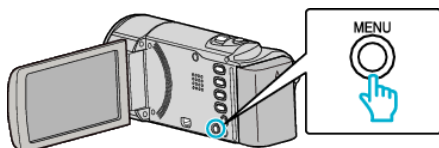
Displaying the Item

Memo : _____

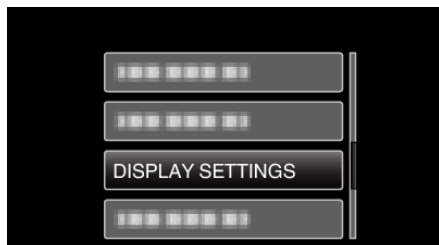
To select/move cursor towards up/left or down/right, press the button UP/< or DOWN/>.



1 Press MENU.



2 Select "DISPLAY SETTINGS" and press OK.



3 Select "MONITOR BRIGHTNESS" and press OK.

