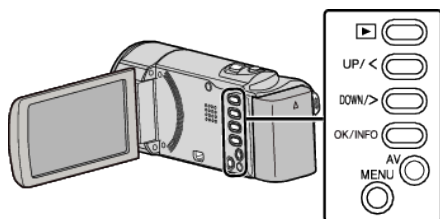


Changing the Display Language

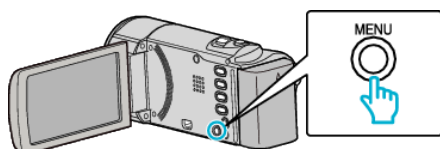
The language on the display can be changed.

Memo :

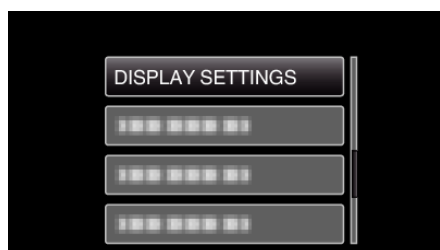
To select/move cursor towards up/left or down/right, press the button UP/< or DOWN/>.



1 Press MENU.




2 Select "DISPLAY SETTINGS" and press OK.



- Press UP/< or DOWN/> to move the cursor.
- To cancel and return to the previous screen, press MENU.

3 Select "LANGUAGE" and press OK.



- Press UP/< or DOWN/> to move the cursor.
- To cancel and return to the previous screen, press MENU.

4 Select the desired language and press OK.



- Press UP/< or DOWN/> to move the cursor.
- To cancel and return to the previous screen, press MENU.