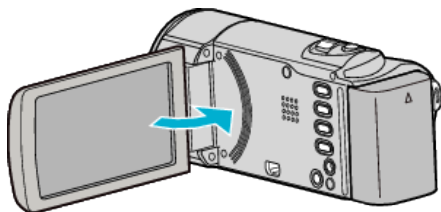


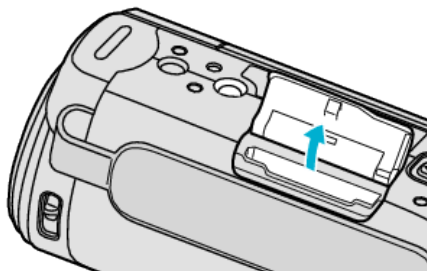
Inserting an SD Card

Insert a commercially available SD card before recording.

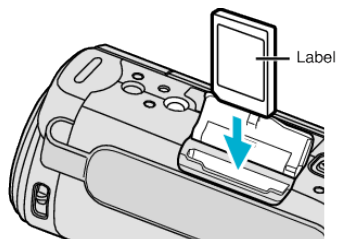
- 1 Close the LCD monitor.



- 2 Open the cover.



- 3 Insert an SD card.



- Insert with the label facing outward.

Warning

- Make sure not to insert the card in the wrong direction. It may cause damage to the unit and card.
- Turn off the power of this unit before inserting or removing a card.
- Do not touch the metal contact area when inserting the card.

Memo :

- To use cards that have been used on other devices, it is necessary to format (initialize) the card using "FORMAT SD CARD" from media settings.

Removing the Card

Push the SD card inward once, then pull it out straight.

