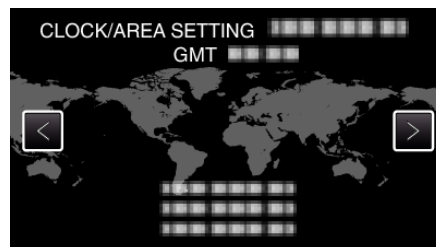
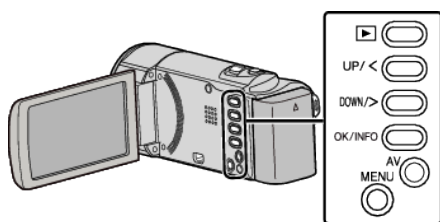


Resetting the Clock

Set the clock with "CLOCK ADJUST" from the menu.

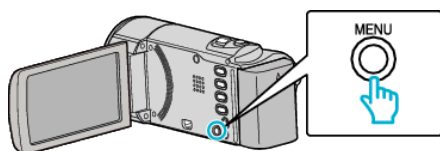
Memo :

To select/move cursor towards up/left or down/right, press the button UP/< or DOWN/>.



- The city name and time difference are displayed.
- To cancel and return to the previous screen, press MENU.

1 Press MENU.



2 Select "CLOCK ADJUST" and press OK.



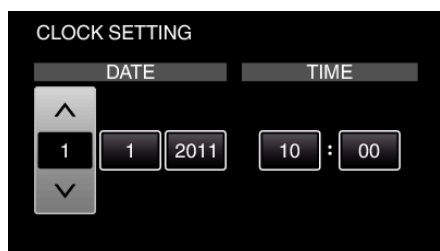
- Press UP/< or DOWN/> to move the cursor.
- To cancel and return to the previous screen, press MENU.

3 Select "CLOCK SETTING" and press OK.



- Press UP/< or DOWN/> to move the cursor.
- To cancel and return to the previous screen, press MENU.

4 Set the date and time.



- Press UP/< or DOWN/> to adjust the setting value and press OK to confirm it. The cursor moves to the next item.
- Repeat this step to input the year, month, day, hour, and minute.
- To cancel and return to the previous screen, press MENU.

5 Press UP/< or DOWN/> to select the region where you live and press OK.