

DEMO MODE

Plays a demonstration of the special features of this unit.

Setting	Details
OFF	Deactivates the function.
ON	Plays a demonstration of the special features of this unit.

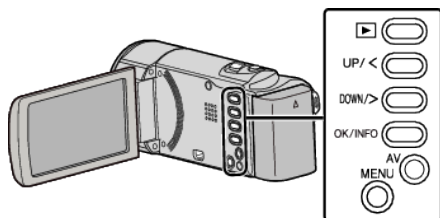
Displaying Demo Mode

- 1 Remove the battery pack and SD card.
 - 2 Connect the AC adapter.
 - 3 Open the LCD monitor and the unit powers on automatically.
- Demonstration starts playing after 3 minutes.
 - To stop playback, press OK.

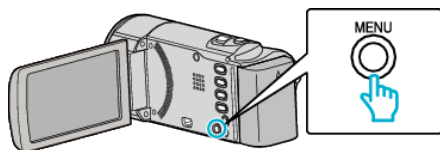
Memo : _____
 • This mode is not available in the playback mode.

Displaying the Item


Memo : _____
 To select/move cursor towards up/left or down/right, press the button UP/< or DOWN/>.



1 Press MENU.



2 Select "BASIC SETTINGS" and press OK.



3 Select "DEMO MODE" and press OK.

