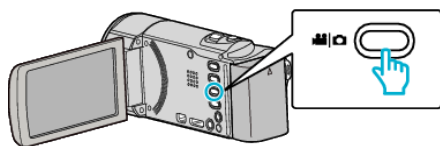


Remaining Recording Time/Battery Power

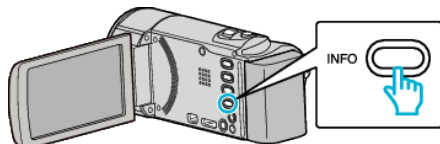
You can check the remaining video recording time on the built-in memory and SD card as well as the remaining battery power.

- 1 Open the LCD monitor and select the video or still image mode.



- The video or still image mode icon appears.



- 2 Press the INFO button.



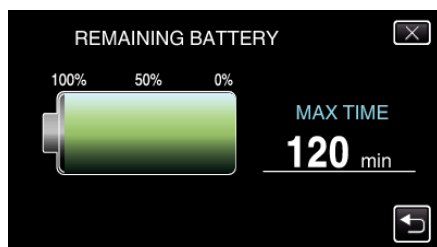
- If in the still image mode, go directly to step 4.



- 3 Display the remaining recording time.



- The remaining recording time is displayed only in the video recording mode.
- Press the INFO button to check the remaining recording time of each recording media.
- To display the remaining battery power, tap .
- Tap  to return to the recording mode.
- To exit the display, tap X.

- 4 Display the remaining battery power.



- For video recording, tap  to return to the remaining recording time display. For still image recording, tap  to return to the recording mode.
- To exit the display, press the INFO button or tap X.
- Remaining battery power will not be displayed when the AC adapter is connected.

Memo : _____

- You can change to the desired video quality by tapping on it from the remaining recording time display.

Recording

Approximate Video Recording Time

Quality	Built-in Memory	SDHC/SDXC Card					
	GZ-HM650/ GZ-HM655 8 GB	4 GB	8 GB	16 GB	32 GB	48 GB	64 GB
UXP	40 m	20 m	40 m	1 h 20 m	2 h 50 m	4 h 20 m	5 h 50 m
XP	50 m	30 m	1 h	2 h	4 h 10 m	6 h 10 m	8 h 20 m
SP	1 h 20 m	40 m	1 h 20 m	2 h 50 m	5 h 50 m	8 h 40 m	11 h 50 m
EP	3 h 20 m	1 h 40 m	3 h 40 m	7 h 10 m	14 h 50 m	21 h 50 m	29 h 50 m
SSW	2 h 30 m	1 h 20 m	2 h 50 m	5 h 40 m	11 h 30 m	17 h	23 h
SEW	5 h 20 m	2 h 50 m	5 h 50 m	11 h 40 m	23 h 50 m	35 h 10 m	47 h 40 m

- The actual recording time may shorten depending on the shooting environment.

Approximate Number of Still Images (Unit: Number of Shots)

Image Size	Built-in Memory	SDHC Card	
	GZ-HM650/ GZ-HM655 8 GB	4 GB	8 GB
640×480 (4:3)	9999	9999	9999
1440×1080 (4:3)	8800	4300	8800
1920×1080 (16:9)	6700	3200	6700
2400×1344 (16:9) *	4300	2100	4300

* GZ-HM650/GZ-HM655

- Up to 9999 still images may be recorded on SD cards with at least 32 GB capacity (regardless of image size).

Approximate Recording Time (Using Battery)

Battery Pack	Actual Recording Time		Continuous Recording Time	
	GZ-HM440/ GZ-HM445/ GZ-HM446	GZ-HM650/ GZ-HM655	GZ-HM440/ GZ-HM445/ GZ-HM446	GZ-HM650/ GZ-HM655
BN-VG114E (Supplied)	1 h (1 h 5 m)	1 h (1 h 5 m)	1 h 50 m (2 h)	1 h 50 m (1 h 55 m)
BN-VG121E	1 h 35 m (1 h 40 m)	1 h 30 m (1 h 35 m)	2 h 50 m (3 h 5 m)	2 h 45 m (2 h 55 m)
BN-VG138E	2 h 50 m (3 h)	2 h 40 m (2 h 55 m)	5 h 5 m (5 h 30 m)	4 h 55 m (5 h 20 m)

- The above are values when “LIGHT” is set to “OFF” and “MONITOR BRIGHTNESS” is set to “4” (brighter).
(): Values when “LIGHT” is set to “OFF” and “MONITOR BRIGHTNESS” is set to “3” (standard)
- The actual recording time may be shorter if zooming is used or if recording is stopped repeatedly.
(It is recommended to prepare battery packs ready for three times the expected recording time.)