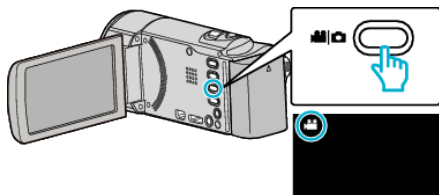


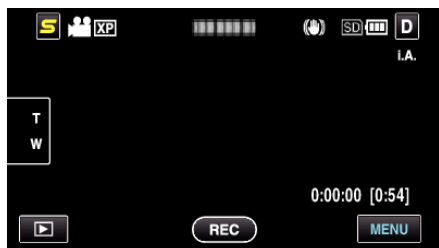
## Capturing a Still Image in the Video during Playback

You can capture still images of the scenes you like in the recorded videos.

- 1 Select video mode.



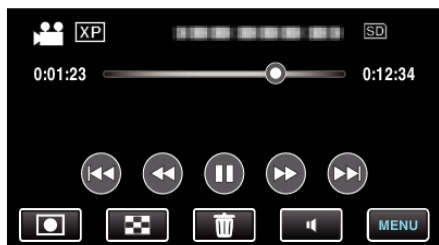
- 2 Tap to select the playback mode.



- 3 Tap on the desired video.

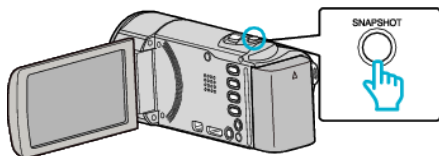


- 4 Tap pause at the desired scene during playback.



- After pausing the video, you can fine-tune the point to capture by tapping forward slow-motion and reverse slow-motion .

- 5 Capture a still image.



**Memo :** \_\_\_\_\_

- Still images are captured with a size of 1920×1080.
- Captured still images are stored in the media where the video is being played back from.