


Operating the Common Menu


You can configure common setting items regardless of the mode using the common menu.

1 Tap "MENU".

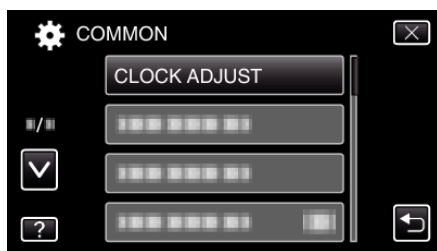
- The menu differs according to the mode in use.



2 Tap "⚙️".



3 Tap the desired setting.



Memo :

- To exit the screen

Tap "X" (quit).

- To return to the previous screen

Tap "↶" (return).

- To display the help file

Tap "?" (help) and tap the item.