
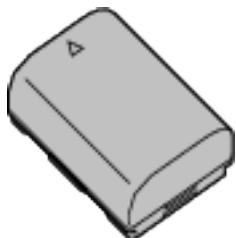
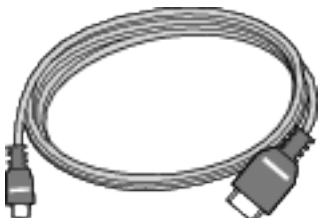





## Verifying the Accessories

If any of the items are missing or defective, consult your JVC dealer or the nearest JVC service center.

Illustration	Description
	<p>AC Adapter AC-V10M</p> <ul style="list-style-type: none"> <li>Connects to this unit to charge the battery pack. It can also be used when recording or playing back videos indoors.</li> </ul>
	<p>Battery Pack BN-VG114E</p> <ul style="list-style-type: none"> <li>Attaches to this unit to supply power.</li> </ul>
	<p>HDMI Mini Cable (GZ-HM655)</p> <ul style="list-style-type: none"> <li>Connects this unit to a TV to play back recorded images on the TV in a better quality.</li> </ul>
	<p>AV Cable</p> <ul style="list-style-type: none"> <li>Connects this unit to a TV to play back recorded images on the TV.</li> </ul>
	<p>USB Cable (Type A - Mini Type B)</p> <ul style="list-style-type: none"> <li>Connects this unit to a computer.</li> </ul>
	<p>Basic User Guide</p> <ul style="list-style-type: none"> <li>Read well and keep in a safe place where it can be accessed easily when necessary.</li> </ul>

### Memo :

- SD cards are sold separately.
- When using the AC adapter overseas, please prepare a commercially available converter plug for the country or region of visit.