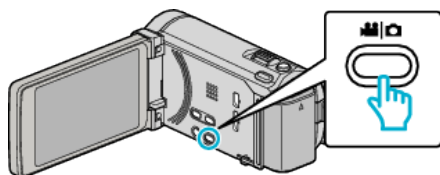


Remaining Recording Time/Battery Power

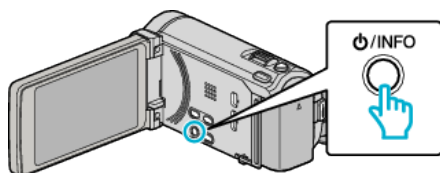
You can check the remaining video recording time on the built-in memory and SD card as well as the remaining battery power.

- 1 Open the LCD monitor and select the video or still image mode.



- The video or still image mode icon appears.



- 2 Press the INFO button.



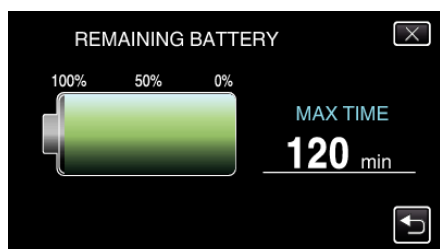
- If in the still image mode, go directly to step 4.


- 3 Display the remaining recording time.



- The remaining recording time is displayed only in the video recording mode.
- Press the INFO button to check the remaining recording time of each recording media.
- To display the remaining battery power, tap .
- Tap  to return to the recording mode.
- To exit the display, tap X.

- 4 Display the remaining battery power.



- For video recording, tap  to return to the remaining recording time display. For still image recording, tap to return to the recording mode.
- To exit the display, press the INFO button or tap X.
- Remaining battery power will not be displayed when the AC adapter is connected.

Memo :

- You can change to the desired video quality by tapping on it from the remaining recording time display.

Recording

Approximate Video Recording Time

Quality	Built-in Memory		SDHC/SDXC Card					
	16 GB (for GZ-HM860/GZ-HM855)	32 GB (for GZ-HM970/GZ-HM965/GZ-HM870)	4 GB	8 GB	16 GB	32 GB	48 GB	64 GB
UXP	1 h 20 m	2 h 50 m	20 m	40 m	1 h 20 m	2 h 50 m	4 h 20 m	5 h 50 m
XP	2 h	4 h	30 m	1 h	2 h	4 h 10 m	6 h 10 m	8 h 20 m
SP	2 h 50 m	5 h 40 m	40 m	1 h 20 m	2 h 50 m	5 h 50 m	8 h 40 m	11 h 50 m
EP	7 h	14 h 20 m	1 h 40 m	3 h 40 m	7 h 10 m	14 h 50 m	21 h 50 m	29 h 50 m

- The actual recording time may shorten depending on the shooting environment.

Approximate Number of Still Images (Unit: Number of Shots)

Image Size	Built-in Memory		SDHC Card			
	16 GB (for GZ-HM860/GZ-HM855)	32 GB (for GZ-HM970/GZ-HM965/GZ-HM870)	4 GB	8 GB	16 GB	32 GB
3,968×2,976 (4:3)	2,200	4,400	500	1,100	2,300	4,700
2,656×1,992 (4:3)	4,900	9,999	1,200	2,600	5,200	9,999
2,304×1,728 (4:3)	6,500	9,999	1,700	3,400	6,900	9,999
1,600×1,200 (4:3)	9,999	9,999	3,500	7,100	9,999	9,999
640×480 (4:3)	9,999	9,999	9,999	9,999	9,999	9,999
1,920×1,080 (16:9)	9,999	9,999	3,200	6,700	9,999	9,999

Approximate Recording Time (Using Battery)

■ 3D Display on LCD Monitor (for GZ-HM970/GZ-HM965)

Battery Pack	Actual Recording Time	Continuous Recording Time
BN-VG114E (Supplied)	35 m	1 h
BN-VG121E	50 m	1 h 30 m
BN-VG138E	1 h 30 m	2 h 45 m

■ 2D Display on LCD Monitor (for GZ-HM970/GZ-HM965)

Battery Pack	Actual Recording Time	Continuous Recording Time
BN-VG114E (Supplied)	40 m	1 h 10 m
BN-VG121E	1 h	1 h 45 m
BN-VG138E	1 h 40 m	3 h 5 m

■ 2D Display on LCD Monitor (for GZ-HM870/GZ-HM860/GZ-HM855)

Battery Pack	Actual Recording Time	Continuous Recording Time
BN-VG114E (Supplied)	40 m	1 h 15 m
BN-VG121E	1 h 5 m	1 h 55 m
BN-VG138E	1 h 55 m	3 h 25 m

- The above are values when "LIGHT" is set to "OFF" and "MONITOR BRIGHTNESS" is set to "3" (standard).
- The actual recording time may be shorter if zooming is used or if recording is stopped repeatedly. (It is recommended to prepare battery packs ready for three times the expected recording time.)