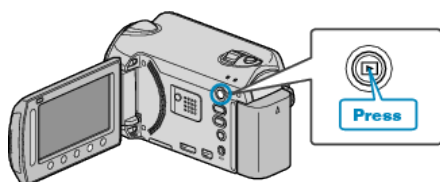



Dividing Files

You can divide a selected video into two.


- 1 Select the playback mode.



- 2 Select video mode.



- 3 Touch to display the menu.



- 4 Select "EDIT" and touch .



- 5 Select "DIVIDE" and touch .



- 6 Select the desired file and touch .



- Playback of the selected video starts.

- 7 Touch to pause playback, then touch "SET" at the point you want to divide the file.



- The actual division point may differ slightly from the point that is set.

- 8 Select "DIVIDE HERE" and touch .



- To select the division point again, select "CANCEL".
- After dividing, touch .

Memo :

- When playing back the divided file, the recording date of the division point is displayed.
- You cannot divide the files with the upload or export setting turned on.