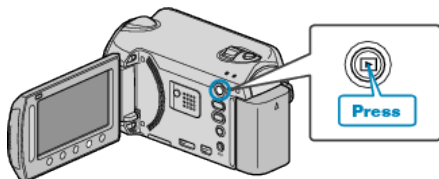


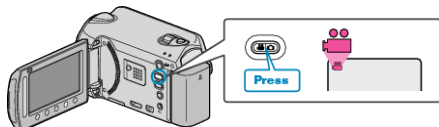
Capturing a Still Image in the Video during Playback

You can capture still images of the scenes you like in the recorded videos.

- 1 Select the playback mode.



- 2 Select video mode.



- 3 Select the desired video and touch **OK**.

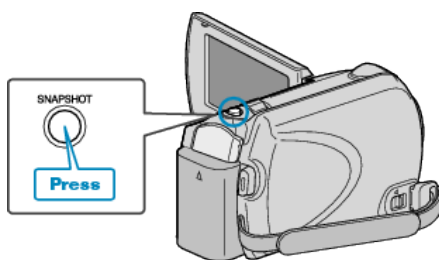


- 4 Touch pause at the desired scene during playback.



- After pausing the video, you can fine-tune the point to capture by using the forward slow-motion **||>** and reverse slow-motion **<||** operation buttons.

- 5 Capture a still image.



Memo : _____

- The picture quality varies with the "IMAGE QUALITY" setting.
- Captured still images are stored in the media specified in "REC MEDIA FOR IMAGE".