

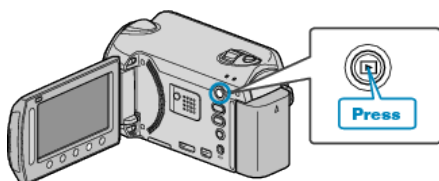
Deleting Selected Files

Deletes the selected files.

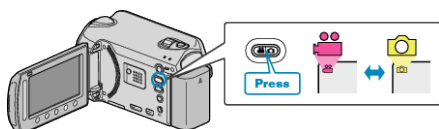
Caution :

- Deleted files cannot be restored.


- 1 Select the playback mode.



- 2 Select video or still image mode.



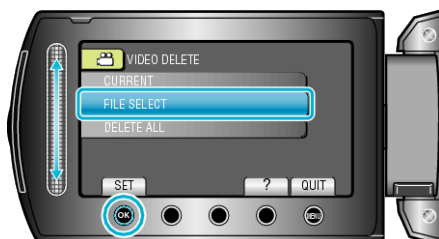
- 3 Touch to display the menu.



- 4 Select "DELETE" and touch .



- 5 Select "FILE SELECT" and touch .



- 6 Select the desired file and touch .



- 7 After selecting all the files to delete, touch "EXEC".



- A delete mark appears on the selected file. To remove the delete mark, touch again.
- Touch "CHECK" to check the selected file.

- 8 Select "YES" and touch .



- After deleting, touch .

Memo :

- When files in a playlist are deleted, the playlist changes.
- Files that are protected cannot be deleted. Release protection before deleting the file.